

CPTD Pilot Results Review

November 20, 2020



CERTIFICATION INSTITUTE
Association for
Talent Development

What We'll Cover Today

Pilot Candidate Demographics

Preparations

Scoring Information

Face Value

Test Timing

CPTD by the Numbers

Pilot Candidate Demographics

Average Years of Experience

11 years



Education Level

More than half– 62.5% have a Master's degree or higher



Role

36% of candidates are Individual Contributors

22% work at the Executive/Director level

Others were managers, supervisors, team leads



Geography

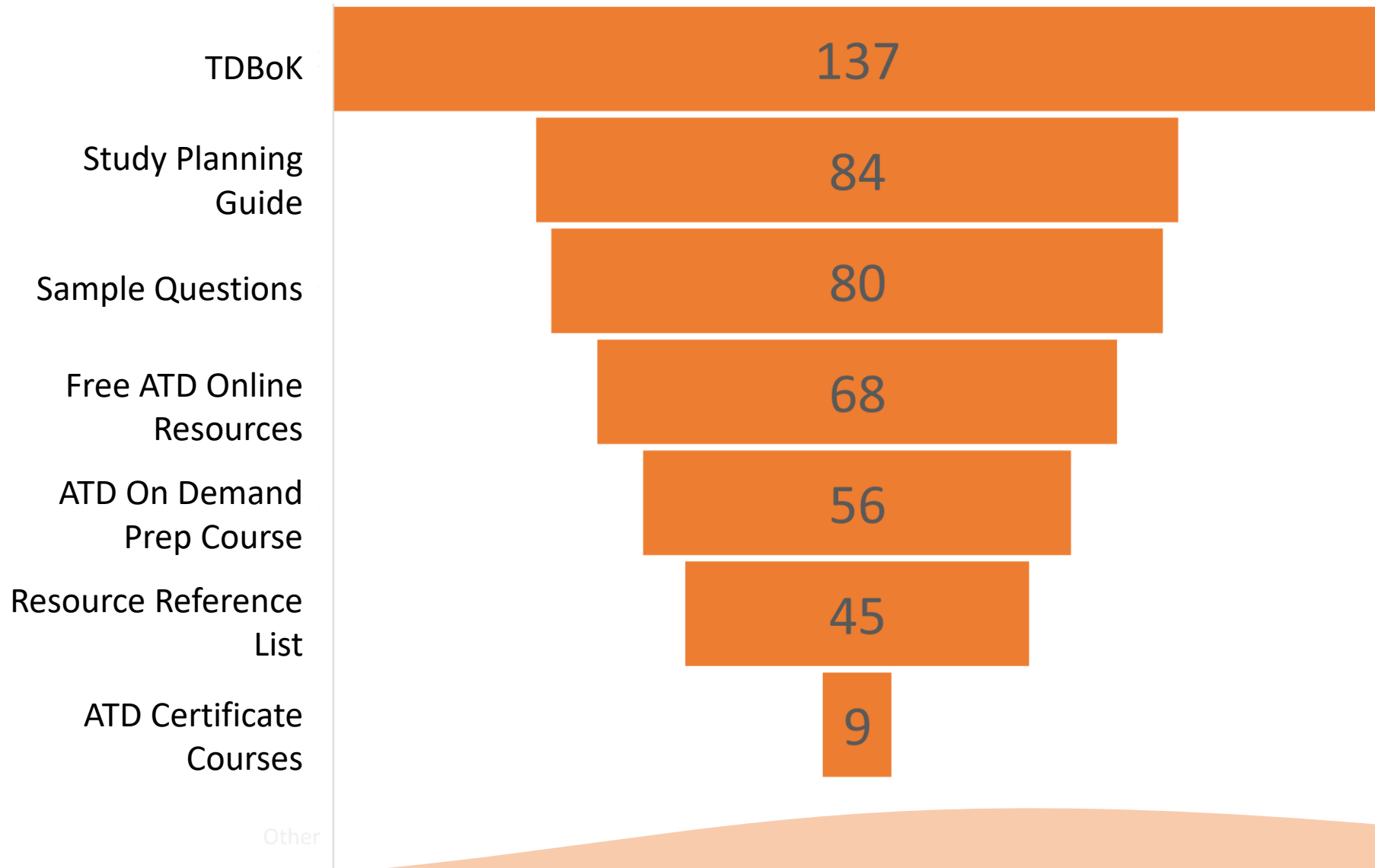
Pilot candidates represented 19 different countries from every continent except Antarctica.



Preparations

Resources Used for the CPTD Pilot

Out of 146 Respondents on Survey



Other Resources Mentioned

drawings, mind-maps,
print-outs with color
and highlighting notes
in different colors

Coursera Courses;
LinkedIn Learning

ATD Elements
Courses

Mentoring from
colleagues, both
certified and not

online videos and
resources about topics
and study guides other
members created and
published

Created an audio-notes
study guide & podcasts
for what I was learning

Quizlet, question
banks

YouTube Videos

Experts' interviews
and case scenario
discussions with study
groups





The Power of Connection *g* Certification

58% of respondents said they did not just study alone
#1 most valuable takeaway from their preparation

Join an ATD
Chapter
Study
Group

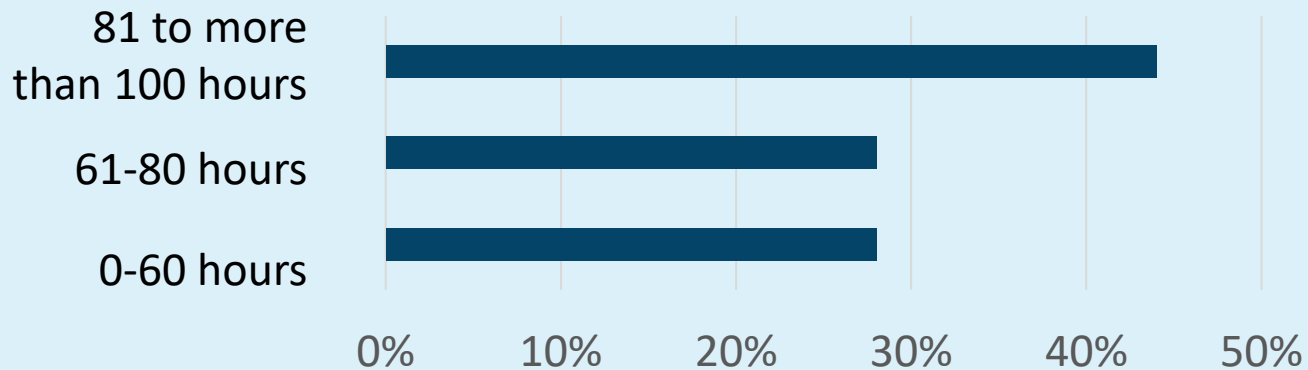
Form a
group from
LinkedIn
Group

Go in with
a colleague
for 1 on 1

Create
Regional
groups



How much time do you estimate it took you to prepare for the CPTD Exam?



N=146

Continuous Improvement

ATD CI will revise our communications for candidates regarding the estimated amount of time it takes to prepare for the CPTD exam.


- From 80 hours to 80-100+ hours in all official communications.



Continuous Improvement

ATD Education needs your feedback in their process to continuously improve their courses and preparation materials.





Feedback for Prep Course/TDBoK

On Demand and/or Workshops: <https://tinyurl.com/ATDPrep>

TDBoK: <https://tinyurl.com/TDBoK>

Scoring Process



Scoring Process

End of Window

- SME Standard Setting
- Analyzing stats

Select & Apply Cut Score

- Republish Exam
- QA and ready comms



Scoring Process

21 CPTDs spent over 18 hours looking at the pilot test questions and determined difficulty, recommending a cut score

Analysis of the items led to new forms with new pre-testing (beta) items

Survey and focus group results helped to determine any structural changes to the forms



Scoring Process

The new forms were re-published in Pearson VUE's system and the cut was applied to all pilot candidates.

Both Pearson VUE and ATD CI performed QA processes to ensure the veracity of scores and the process of scoring was without error.



Scoring Process

The actual cut score varies by form and is not publicly released.

The range of scores is from 200 to 800 with 500 as the passing score.

Only those who are unsuccessful receive diagnostic feedback- by domain only.



Significant improvement is needed



Moderate improvement is needed



Continued review is recommended



Scoring Process

For the CPTD Pilot, scores ranged from 266 to 748. The average score was 570.

No one domain stood out as being an area where candidates, on average, performed better or worse. Performance across domains was similar.



Continuous Improvement

Our commitment to continuous improvement includes **on demand scoring** starting with November window.

Candidates testing at a test center receive a score report when they leave the facility.

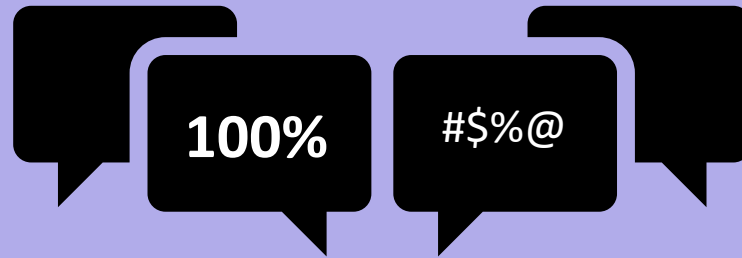
Candidates testing remotely receive an email within 2-8 hours with their results.

All candidates can access score reports in the Certification Portal.



Face Value

Candidate Satisfaction



71% were satisfied with their experience

13% were neutral about their experience*

16% were unsatisfied with their experience

* Free form comments included wanting to know their score before deciding satisfaction.

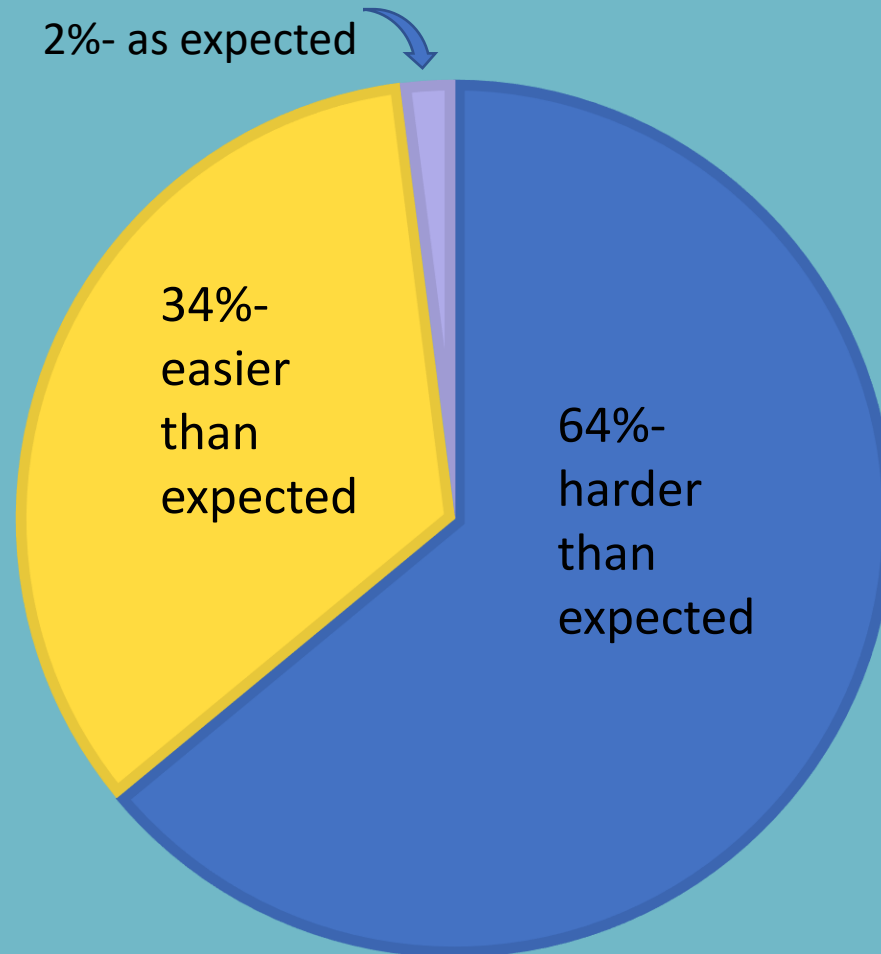
Face Value

68% thought that the exam questions were relevant to their job in Talent Development



67% thought that the content covered is necessary for success in Talent Development

Perceived Difficulty



Still, there was a 76% pass rate with the cohort


Continuous Improvement

Our commitment to continuous improvement includes continuously writing and reviewing items for the exam.

The next item writing projects will begin in Q1 2020 and all certified CPTDs are welcome to try their hand at writing items.



Where did people test?




44% tested at a test center



56% tested via remote proctoring from their home or office

Did people like where they tested?



80% were satisfied with the experience



68% were satisfied with the experience

Continuous Improvement

Enhance communications about what to expect as a remote proctored candidate including:

- Step-by-step guide to testing remotely
- Common problems to avoid
- Expanded FAQs



Test Timing

Time Management

74% of respondents reported on the survey they had enough time to complete the exam; however, individual comments from the survey and focus groups indicated the timing may have been off between the MCQ and CMQ sections.



Time Management

Behind the scenes, candidates were actually finishing the multiple choice section with little or no time left versus the amount of time left for the case management section. Some candidates had up to 45 minutes left after the end of the CMQ section.



Time Management

The optional 10-minute break was a welcome addition. Some took advantage of the time to stretch or rest their eyes and many said it was helpful to take the time to re-focus for the next section.



Case Management Questions

Feelings were mixed- some liked them; some hated them

Some thought the instructions were confusing and the order of the sections (MCQs and CMQs) should be flipped.

Most wanted a better understanding of scoring

Bottom line: Candidate Preparation needs to focus on the **ANALYSIS & EVALUATION** of the knowledge in order to do well on the exam.



Continuous Improvement

Starting with the November 18-December 23 window, the timing has been tweaked:

105 minutes to complete 90 MCQs
instead of 95 minutes
and

65 minutes to complete 10 CMQs
instead of 75 minutes

The break remains 10 minutes.



Continuous Improvement

We will be updating candidate materials with better communication, including:

Immediate

- An additional screen of re-worded instructions just prior to CMQ section within the exam.

Coming Soon

- A SME-produced video walking a candidate through the thought process of answering a CMQ
- Updated information on scoring of CMQs

Q2 2020

- Additional practice CMQs



CPTD Pilot by The Numbers

CPTD Pilot by The Numbers

287 results

76%

pass rate



CPTD Pilot by The Numbers

Switchers vs. New Candidates # of Candidates

| Type | Number of Candidates |
|-------------------------|----------------------|
| New Applicants for CPTD | 211 |
| Former CPLP Applicants | 76 |



CPTD Pilot by The Numbers

Switchers vs. New Candidates Pass Rates

| Type | Number of Candidates |
|-------------------------|----------------------|
| New Applicants for CPTD | 77% |
| Former CPLP Applicants | 75% |



CPTD Pilot by The Numbers

Where were Pilot Candidates from?

| Country | Number of Candidates |
|---------------|----------------------|
| United States | 229 |
| Saudi Arabia | 9 |
| Canada | 8 |
| Indonesia | 8 |
| UAE | 7 |
| China | 5 |
| Egypt | 5 |
| Singapore | 2 |
| Korea | 2 |

Other countries represented with one candidate each: Australia, Belgium, Ghana, Kuwait, St. Lucia, Malaysia, Peru, Philippines, Qatar, Russia, and South Africa



CPTD Pilot by The Numbers


Pass rate by region

In accordance with credentialing standards, since the pilot candidate numbers by region were so small, ATD CI will not be assessing the pass rates by region until the numbers grow.



CPTD Pilot by The Numbers

How did people test?



44% tested at a test center




56% tested via remote proctoring from their home or office



CPTD Pilot by The Numbers

Did the location affect test scores?



80%- Test Center
pass rate



74%- Remote Proctoring
pass rate



CPTD Pilot by The Numbers

Pathway Results

Standard
Pathway

250 candidates had
standard eligibility



25 candidates were
APTIDs first



12 candidates earned an
ATD Master designation
first



CPTD Pilot by The Numbers

Pathway Results

Standard
Pathway

75.2% pass rate



88.0% pass rate



83.3% pass rate



More on Scoring

Reliability & Validity are key factors in Certification

Validity- whether the test is measuring what it is supposed to measure

Reliability- how consistently the test measures minimum competence in TD



Scoring- Validity

68% thought that the exam questions were relevant to their job in Talent Development

67% thought that the content covered is necessary for success in Talent Development



Scoring- Reliability

Reliability- how consistently the test measures minimum competence in TD

The two forms of the CPTD Pilot had an Alpha of .90 and .89, scoring Excellent and Good with internal consistency.

| Cronbach's alpha | Internal consistency |
|-------------------------|----------------------|
| $\alpha \geq 0.9$ | Excellent |
| $0.9 > \alpha \geq 0.8$ | Good |
| $0.8 > \alpha \geq 0.7$ | Acceptable |
| $0.7 > \alpha \geq 0.6$ | Questionable |
| $0.6 > \alpha \geq 0.5$ | Poor |
| $0.5 > \alpha$ | Unacceptable |



Questions?

Chat them
now!

Email one of us:
mhirt@td.org
hbatts@td.org
skaiden@td.org

Email
certification@td.org

Recertification
Questions?
Email
recertification@td.org